



(541) 233-1816
admin@millcreekmetal.us

2942 SW High Desert Dr
Unit 201, Prineville OR

Name : _____

Invoice # : _____

Phone # : _____

Date Ordered : _____

Email : _____

Est. Finish Date : _____

TOOLING SELECTION		
<input type="checkbox"/> Standard Tuff Rib 	<input type="checkbox"/> PBR Panel	<input type="checkbox"/> 2' Delta Rib
<input type="checkbox"/> Corrugated	<input type="checkbox"/> 12" T-Lock	<input type="checkbox"/> 16" T-Lock
<input type="checkbox"/> Other	<input type="checkbox"/> Standard 1" Screws	<input type="checkbox"/> Self Tapping 1" Screws
	<input type="checkbox"/> Insulation 1.5" Screws	<input type="checkbox"/> Self Tapping 1.5" Screws
	<input type="checkbox"/> Replacement 1" x 5/16" Screws	<input type="checkbox"/> Other :

Panel Color	Panel Length		x	Quantity
	Ft'	In" ⇒ In"		
Line A :		⇒		
Line B :		⇒	x	
Line C :		⇒	x	
Line D :		⇒	x	
Line E :		⇒	x	
Line F :		⇒	x	
Line G :		⇒	x	
Line H :		⇒	x	
Line I :		⇒	x	
Line J :		⇒	x	
Line K :		⇒	x	
Line L :		⇒	x	
Line M :		⇒	x	
Line N :		⇒	x	
Line O :		⇒	x	
Line P :		⇒	x	
TOTAL SHEET QUANTITY				

Screw Color	Screw Type	Bag Quantity
Screws :		
Screws :		



(541) 233-1816
admin@millcreekmetal.us

2942 SW High Desert Dr
Unit 201, Prineville OR

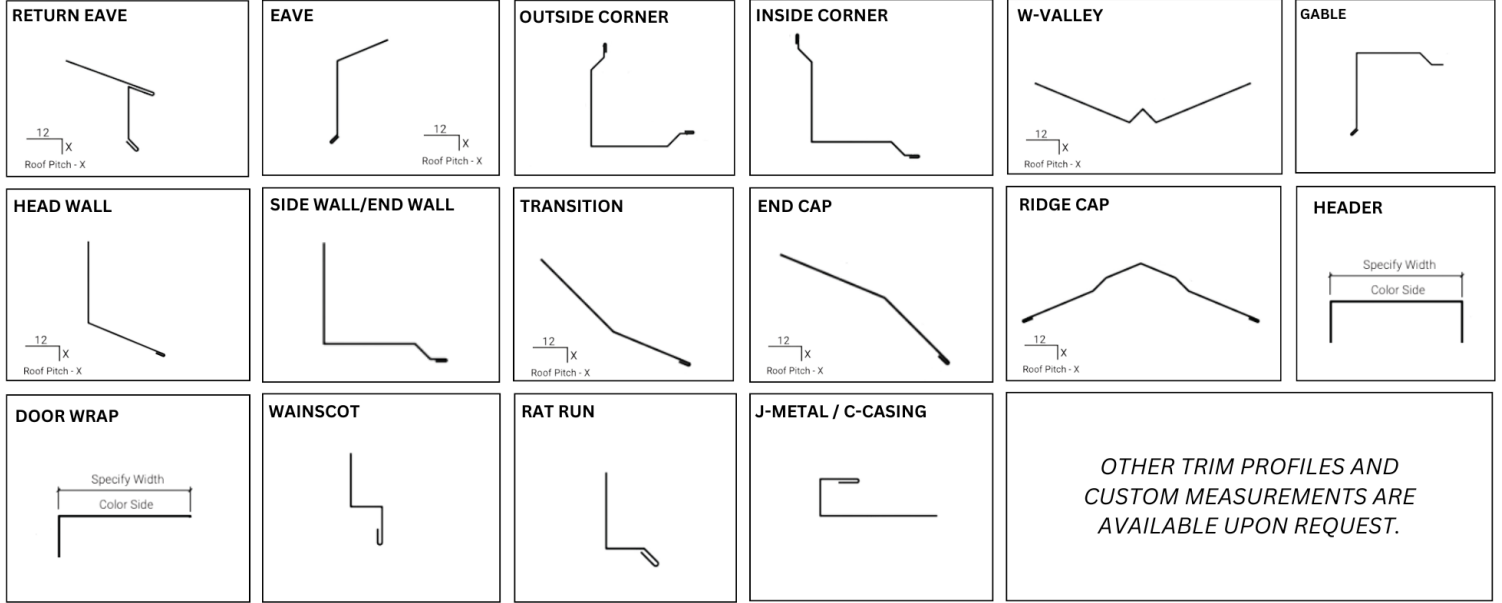
Customer Name : _____

Invoice # : _____

Customer Phone # : _____

Customer Email : _____

All trim will be sold in standard increments of 10'.

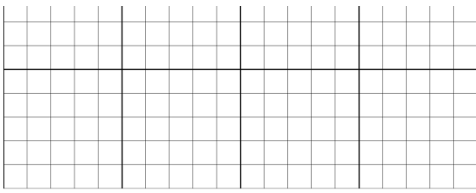


Trim Profile	Color	Hem Type	Pitch	# of Pieces	Width of Piece
Line A :	_____	_____	_____	_____	_____
Line B :	_____	_____	_____	_____	_____
Line C :	_____	_____	_____	_____	_____
Line D :	_____	_____	_____	_____	_____
Line E :	_____	_____	_____	_____	_____
Line F :	_____	_____	_____	_____	_____
Line G :	_____	_____	_____	_____	_____
Line H :	_____	_____	_____	_____	_____
Line I :	_____	_____	_____	_____	_____
Line J :	_____	_____	_____	_____	_____
Line K :	_____	_____	_____	_____	_____
Line L :	_____	_____	_____	_____	_____
Line M :	_____	_____	_____	_____	_____
Line N :	_____	_____	_____	_____	_____
Line O :	_____	_____	_____	_____	_____
Line P :	_____	_____	_____	_____	_____

Total Flats Needed _____

Screw Color	Screw Type	Bag Quantity
Screws :	_____	_____
Screws :	_____	_____

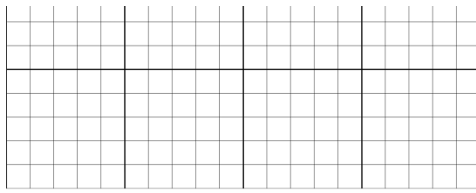
Notes :



Pitch : _____ # of Pieces : _____

Description: _____

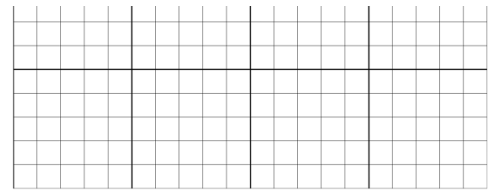
Hems: Open Partial Closed



Pitch : _____ # of Pieces : _____

Description: _____

Hems: Open Partial Closed



Pitch : _____ # of Pieces : _____

Description: _____

Hems: Open Partial Closed